






# MINH PHUONG MECHANICAL ELECTRICAL TRADING SERVICE Co.,LTD

Tel: +084 8 62638978 ; Fax : +084 8 62638939; Email : minhphuongelectric@gmail.com

Add: S315 Hoang Quoc Viet Street, Phu My Area, Phu My Ward,7 District, HCM City.

## Round LED Panel Light price list / Bảng giá VNĐ đèn LED bảng tròn

Pictures Hình ảnh	Size Quy cách	Model Kiểu	Power Công suất (W)	Input Voltage Điện áp đầu vào (V)	LED Qty. SL LED (PCS)	Luminous Flux Độ chói (LM)	Color Temp Nhiệt độ màu (K)	LED chip	Power Supply Nguồn CC	Unit price Đơn giá DDP (VNĐ )
	Φ300x15mm hole:280mm	GLM-SPL300R-24	24	AC100-240	120	1600	2700-7000	2835	CE External LED constant current driver PF>0.9	742,911
	Φ300x15mm hole:280mm	GLM-SPL300R-20	20	AC100-240	96	1500	2700-7000	2835		768,737
	Φ240x15mm hole:220mm	GLM-SPL240R-20	20	AC100-240	96	1500	2700-7000	2835	CE External LED constant current driver PF>0.9	595,335
	Φ240x15mm hole:220mm	GLM-SPL240R-15	15	AC100-240	84	1300	2700-7000	2835		576,888
	Φ220x15mm hole:200mm	GLM-SPL220R-20	20	AC100-240	96	1500	2700-7000	2835	CE External LED constant current driver PF>0.9	528,926
	Φ220x15mm hole:200mm	GLM-SPL220R-15	15	AC100-240	84	1300	2700-7000	2835		539,994
	Φ200x15mm hole:180mm	GLM-SPL200R-15	15	AC100-240	84	1300	2700-7000	2835	CE External LED constant current driver PF>0.9	521,547
	Φ180x15mm hole:160mm	GLM-SPL180R-12	15	AC100-240	72	1300	2700-7000	2835		447,759
	Φ145x15mm hole:130mm	GLM-SPL145R-10	10	AC100-240	50	950	2700-7000	2835		355,524

Pictures Hình ảnh	Size Quy cách	Model Kiểu	Power Công suất (W)	Input Voltage Điện áp đầu vào (V)	LED Qty. SL LED (PCS)	Luminous Flux Độ chói (LM)	Color Temp Nhiệt độ màu (K)	LED chip	Power Supply Nguồn CC	Unit price Đơn giá DDP (VNĐ )
	<b>Φ120x15mm</b> hole:105mm	GLM-SPL120R-8	8	AC100-240	36	700	2700-7000	2835		<b>330,885</b>
<b>square Shape</b>	<b>110*110mm</b> hole:90mm	GLM-SPL1111-8	8	AC100-240	36	700	2700-7000	2835	CE External LED constant current driver PF>0.9	<b>318,630</b>
	<b>160*160mm</b> hole:140mm	GLM-SPL1616-12	12	AC100-240	60	1100	2700-7000	2835		<b>410,865</b>
	<b>200*200mm</b> hole:180mm	GLM-SPL2020-15	15	AC100-240	72	1300	2700-7000	2835		<b>521,547</b>
	<b>220*220mm</b> hole:200mm	GLM-SPL2222-15	15	AC100-240	72	1300	2700-7000	2835		<b>547,373</b>